



Knott Brakes Page 31 - 32

Brakes

Brake Shoes • Brake Assemblies • Rods, Cables & Adjusters



Contents

Page

Knott Brakes 200x50 (8"), Brake Assemblies, Spare Shoes, Springs and Spares	31
Knott Brakes 250x40 (10"), Brake Assemblies, Spare Shoes, Springs and Spares	32
Al-Ko Brakes (all sizes), Brake Assemblies, Spare Shoes, Springs and Spares	33
Bowden Cables, Brake Rods, Compensators and Spherical Adjusting Nuts	34
Bowden Cables – Quick Reference Guide	35

200 x 50 BRAKE ASSEMBLY (8")

Used since September 1992 on the following models BV4 & 5, CT115, CT136SA, & CT136, Eurolight Range, GD4 & GD5 Range, GD6 (165R13 Wheels), GH64, GH94 & GH94BT, GX84, GX85 & GX105, Horsebox range, LT range, LM85G, LM105G & LM125G, TA5G 8', 10' & 12', All Tri axle models. TB range with 10" wheels, TT2515, P6B, P7B, P8B, Q6B, Q7B & Q8B



P000120A Brake assembly. 200 x 50 (45mm diameter central hole) RH & LH - weld on type backplates pre-assembled with shoes, springs etc. Fitted from Sept 92 - Jan 94. Distributor supply & fit only

P000120B Brake assembly. 200 x 50 (45mm diameter central hole) RH & LH - weld on type backplates pre-assembled with shoes, springs etc. Fitted from Sept 92 - Jan 94. Distributor supply & fit only

P000140 Brake assembly. 200 x 50 RH & LH - Bolt on type backplates pre-assembled with shoes, springs etc (From Jan 1996).

F0940S Setscrew M12. Fixes 200 x 50 backplate to axle stub (4 per side).

P00051 Steady spring. 200 x 50 brake, holds the shoe against the backplate (fixed shoe only).

P00050 Brake spring. 200 x 50 brake, fits between shoes at adjuster end (87mm long).

P00049 Brake spring. Fits between the shoes at the expander end (75mm long).

P00048 Carrier spring. Holds the sliding shoe onto the carrier (2 off per wheel).

P00038 Re-adjustment Wedge. Fitted immediately behind the adjuster bolt this acts on the adjuster posts to adjust the brakes

P00042 Adjuster post. 200 x 50 brake, fitted each side of the adjuster screw (2 required per brake).

P00037 Eyelet. Connects the brake cable to the expander assembly.

P00036 Expander. Fits between the brake shoes (same expander for left or right).

P00044 Half shell. Shell for cable entry to backplate.

P00045 Inspection plug. 200 x 50 - covers the hole that allows brake lining inspection.

P00040 Adjuster Bolt. M10 40mm long hexagonal headed High Tensile bolt.

P000320 Brake shoe set. 200 x 50 (8")

A full set comprising two fixed and two sliding brake shoes, auto-reverse sliding shoe carrier and all springs required to complete the installation.

This kit services one axle, for continued safety, brakes should always be changed as complete axle sets.

**COMPLETE
AXLE SET**



**Used since
September
1992**



250 x 40

BRAKE ASSEMBLY (10")

Used since September 1992 on the following twin axle models BIAB, BV6 range, CT136HD, CT166G, CT167G, CT177, DP120G, Eventa, GD1*6GM, GH1054, GP6, GP7, GX105HD, GX106, GX126, HB510XL, HB610, LM105GHD, LM85HD, LM6G/GB, LM7G, TA5GHD, TA510G, Transporta, TT105G, TT3017, TT126G, TT3621, TB range with 12" wheels



3 P000330 Brake shoe set. 250 x 40 (10")

A full set comprising two fixed and two sliding brake shoes, auto-reverse sliding shoe carrier and all springs required to complete the installation.

COMPLETE AXLE SET

This kit services one axle, for continued safety, brakes should always be changed as complete axle sets.

1 P000160 Brake assembly. 250 x 40 RH & LH - Bolt on type backplates pre-assembled with shoes, springs etc (From Jan 1996 - March 2014). Unequally spaced holes in a rectangular pattern.

2 P000271 Brake Assembly. 250 x 40 RH & LH. Bolt on type backplates pre-assembled with shoes, springs etc (from March 2014). Equally spaced holes in a square pattern.

4 F0941S Setscrew M14. Cap head screw for fixing the brake backplate to the stub axle.

5 P00054 Steady spring. 250 x 40 brake, holds the shoe against the backplate (fixed shoe only).

6 P00052 Brake spring. For 250 x 40 brake fits between shoes at expander end. Silver coloured spring.

7 P00053 Brake spring. For 250 x 40 brake fits between shoes at adjuster end. Black coloured spring.

8 P00048 Carrier spring. Holds the sliding shoe onto the carrier (2 off per wheel).

9 P00039 Re-adjustment wedge. Fitted immediately behind the adjuster bolt this acts on the wedges to adjust the shoes.

10 P00043 Adjuster post. 250 x 40 brake, fitted each side of the adjuster screw (2 required per brake).

11 P00037 Eyelet. Connects the brake cable to the expander assembly.

12 P00036 Expander. Fits between the brake shoes (same expander for left or right).

13 P00044 Half shell. Shell for cable entry to backplate.

14 P00046 Inspection plug. 250 x 40 - covers the hole that allows brake lining inspection.


15 P00041 Adjuster Bolt. M12 40mm long hexagonal headed High Tensile bolt.



**Used since
September
1992**

Parts for trailers originally fitted with Al-Ko brakes

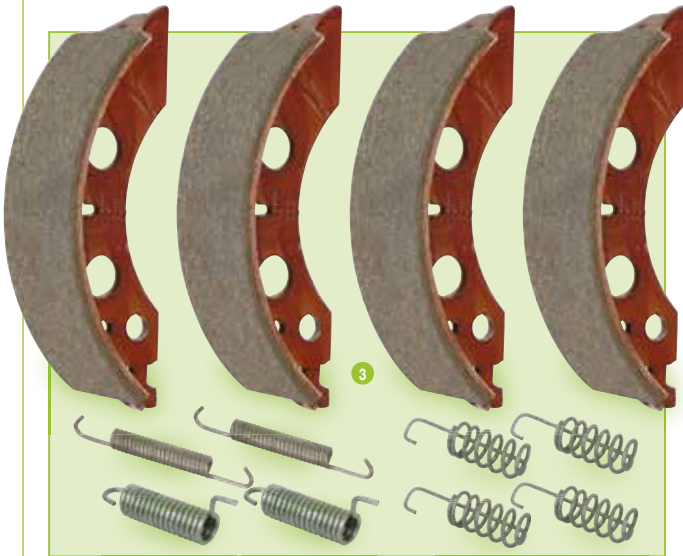
Al-ko brakes were fitted to all models before September 1992
 These trailers have black hub-caps with the Ifor Williams factory address and 0490 phone number but no logo.



1 P00060 Complete 2050 brake assembly (Axle Set). Pre-fitted to backplate and complete with all springs, adjusters etc.



2 P00130 Complete 2051 brake assembly (axle set). Pre-fitted to backplate and complete with all springs, adjusters etc. Fitted from Jan 1989 – September 1992.




3 P00860 Brake shoe set. 2051 brake (will also fit 2050 brake).

A full set comprising of four brake shoes and all springs required to complete the installation.

This kit services one axle, for continued safety, brakes should always be changed as complete axle sets.

COMPLETE AXLE SET

- 4 P0071 Brake Spring.** 2-1/2" spring fits between brake shoes.
- 5 P0072 Cover Plate.** Used to hold pressure spring (P0073) onto backplate. (2 per brake).
- 6 P0073 Steady Spring.** Holds the shoe to the backplate (2 per brake).
- 7 P0074 Brake Spring.** 1-1/2" spring fits between brake backplate and transmission lever.
- 8 P0085 Expanding Clutch.** For both types of Al-ko brakes replaces older type, however new type brake shoes must be fitted.
- 9 P0078 Adjuster.** Adjuster Screw and nut for Al-Ko type brakes.
- 10 P0079 Cover Cap.** Covers the hole used to access the brake adjuster.
- 11 P0570 Half Shell.** Shell for cable entry on Al-Ko backplates with the quick release system.



TO ENSURE SMOOTH OPERATION OF THE BRAKES AND TO REDUCE THE POSSIBILITY OF PREMATURE BRAKE WEAR, IT IS RECOMMENDED THAT THE BRAKE CABLES ARE INSPECTED EVERY 5000 MILES OR 12 MONTHS (THIS COULD BE DONE AT THE SAME TIME AS THE BRAKES ARE CHECKED). DAMAGED OR WORN CABLES SHOULD BE REPLACED IMMEDIATELY

TYPE 1 CABLE

With small cast end fitting for Lockheed & Al-ko brakes. Used on trailers manufactured before January 1989.

		Inner	Outer
1	P0109	1300	1000
	P0110	1400	1100
	P0111	1500	1200
	P0107	1705	1430
	P0123	1875	1600

TYPE 2 CABLE

With 26mm tubular end fitting for Alko brakes. Used from Jan 1989-Sept 1992

2	P0132	980	770
	P0133	1100	890
	P0135	1340	1140
	P0137	1640	1430
	P0138	1830	1620
	P0139	2220	1990

TYPE 3 CABLE

With 22mm tubular end fitting for Knott brakes. Used on trailers manufactured after September 1992

	P01401	840	630
	P0140	980	770
	P0141	1110	900
3	P0142	1340	1130
	P0143	1640	1430
	P0144	1840	1630
	P0145	2200	1990
	P0146	2000	1790
	P0147	2340	2130
	P0148	2560	2350
	P0149	2960	2750

4	C00023	Drawbar Spreader Plate.
5	C10801	Balance bar. Simple compensator used on single axle trailers.
6	C10800	Compensator beam. Used on twin axle trailers
7	C10111	Tri Axle 3-way Compensator.
8	C10799	Rocker. Two of these are fitted to the compensator beam on twin axle.
9	C10802	Tri Axle Compensator.
10	C10803	Tri Axle Compensator Bracket.
11	F1090Z	M10 Spherical seat nut. M10 used at the compensator end of the brake rod.
12	F1091Z	M8 Spherical nut. M8 used at the compensator end of the brake cables.
13	F1171	Spherical Washer M10. Replaces F1090Z on the tri axle brake assemblies.
	F1172	Spherical Washer M8. Replaces F1091Z on the tri axle brake assemblies.

MAIN BRAKE RODS

14	P05001	Brake Rod. 1270mm
	P05003	Brake Rod. 1675mm
	P05005	Brake Rod. 1970mm
	P05006	Brake Rod. 2030mm
	P05008	Brake Rod. 2210mm
	P05011	Brake Rod. 1300mm
	P05012	Brake Rod. 1330mm
	P05014	Brake Rod. 1475mm
	P05017	Brake Rod. 1370mm
	P05021	Brake Rod. 1510mm
	P05022	Brake Rod. 1725mm
	P05023	Brake Rod. 2475mm
	P05025	Brake Rod. 2060mm
	P05026	Brake Rod. 1935mm
	P05028	Brake Rod. 1785mm
	P05031	Brake Rod. 1570mm
	P05032	Brake Rod. 1460mm
	P05035	Brake Rod. 1130mm
	P05037	Brake Rod. 1010mm
	P05038	Brake Rod. 965mm
	P05039	Brake Rod. 2260mm



FOR TRAILERS USING TYPE 3 CABLES, FROM SEPT 92 ONWARDS

Brakes

Type	Model	Front Axle	Rear Axle
Beavertail	LT146GB, LM146GB, LM166GB	P0141	P0144
Beavertail	LM147GB, LM167GB	P0142	P0145
Box Van	BV84 Single Axle	P0141	
Box Van	BG84 Twin Axle	P0141	P0143
Box Van	BV85G Single Axle	P0143	
Box Van	BV85G Twin axle	P0141	P0144
Box Van	BV105G	P0141	P0144
Box Van	BV125G	P0142	P0146
Box Van	BV106G	P0142	P0144
Box Van	BV126G	P0142	P0145
Business in a Box	BIAB M	P0142	P0146
Business in a Box	BIAB L	P0142	P0146
Car Transporter	CT115, CT136SA	P0142	
Car Transporter	CT136, CT136HD	P0142	P0146
Car Transporter	CT177	P0147	P0149
Car Transporter	Covered Car Transporter CCT5221	P0143	P0148
Eurolight	EL071-2012, EL071-2515, EL101-2012	P0141	
Eurolight	EL101-2512, EL141-2512	P0142	
Eurolight	EL142-2512	P0140	P0144
Eurolight	EL142-3015, EL142-3615	P0142	P0144
Eurolight	EX202-2515	P0141	P0144
Eurolight	EX202-3015, EX202-3615	P0142	P0144
Eventa	Medium and Large	P0142	P0146
Flatbed	LM85G, LT85G	P0140	P0143
Flatbed	LM105G, LT105G, LM125G, LT125G, LM106G, LT106G, LM126G, LT126G, LM146G, LT146G, LM166G	P0141	P0144
Flatbed	LM186G	P0141	P0146
Flatbed	LM147G, LM167G	P0142	P0145
Flatbed	LM187G	P0142	P0146
General Duty	GD64G, GD84G	P0141	
General Duty	GD84GTA	P0141	P0143
General Duty	GD85 SA	P0142	
General Duty	GD85G, GD105G	P0141	P0144
General Duty	GD125G, GD106G	P0142	P0144
General Duty	GD126G	P0142	P0146
Horsebox	HB401, HB403	P0141	P0144
Horsebox	HB505, HB506, HB510, HB511	P0142	P0144
Large Horsebox	HB510XL	P0142	P0145
Large Horsebox	HB610	P0142	P0146
Livestock	P6G, P8G	P0141	
Livestock	TA5G 8', TA5G 10'	P0141	P0144
Livestock	TA5GHD 12', TA5GHD 14'	P0142	P0146
Livestock	TA510G 10'	P0142	P0144
Livestock	TA510G 12'	P0142	P0146
Livestock	TA510G 14'	P0142	P0145
Livestock	DP120G 10', DP120G 12'	P0141	P0146

Type	Model	Front Axle	Rear Axle
Plant	GP106	P0142	P0146
Plant	GP126	P0142	P0145
Plant	GP146	P0144	P0147
Plant	GP127	P0142	P0145
Plant	GP147	P0144	P0147
Plant	GX84	P0140	P0143
Plant	GX85, GX105	P0142	P0146
Plant	GX125HD, GX126	P0143	P0147
Plant	GX106	P0142	P0146
Plant	GH64	P0140	
Plant	GH94, GH94BT	P0140	P0143
Plant	GH1054BT	P0141	P0144
PB Range	P6B, P7B	P0140	
PB Range	P8B	P0141	
Q Range	Q6B, Q7B	P0140	
Q Range	Q8B	P0141	
TB Range	TB 4m	P0140	P0143
TB Range	TB 4.6m & 5m	P0140	P0144
Tiltbed Range	CT166G	P0142	P0145
Tiltbed Range	CT167G	P0143	P0147
Tipper Range	TT85G	P0141	P0144
Tipper Range	TT105G	P0142	P0145
Tipper Range	TT126G	P0143	P0147
Tipper Range	TT2515	P0140	P0144
Tipper Range	TT3017	P0142	P0145
Tipper Range	TT3621	P0141	P0144

TRI AXLE MODELS

Type	Model	Front Axle	Middle Axle	Rear Axle
Business in a Box	BIAB L TRI	P0142	P0146	P0146
Eventa	EVENTA L TRI	P0142	P0146	P0148
Flatbed	LM126G/TRI	P0141	P0143	P0145
Flatbed	LM14G/TRI	P0141	P0143	P0145
Flatbed	LM166G/TRI	P0141	P0143	P0145
Flatbed	LM186G/TRI	P0141	P0143	P0146
Flatbed	LM147G/TRI	P0142	P0143	P0147
Flatbed	LM167G/TRI	P0142	P0143	P0147
Flatbed	LM187G/TRI	P0142	P0144	P0147
Livestock	TA510G 14'TRI	P0142	P0143	P0147
Livestock	DP120G 12' TRI	P0142	P0144	P0148
Livestock	DP120G 14' TRI	P0142	P0144	P0148
Plant	GP126 TRI	P0142	P0144	P0148
Plant	GP146 TRI, GP147 TRI	P0143	P0145	P0149
Plant	GX126 TRI	P0142	P0146	P0148
Tiltbed	TB5M & 5.5M TRI	P0140	P0143	P0147